



















Ringmaat meten

Om uw ringmaat te meten, is het van belang om een ring te gebruiken die goed om uw vinger past.

1. Plaats de goed passende ring op één van onderstaande cirkels.
2. De omtrek van de **binnenkant van de ring** moet gelijk zijn aan de **omtrek van de cirkel**.
3. Komt uw ring tussen twee maten in? Gebruik dan de grootste ringmaat.

| | | | | | | | | | | |
|----------|---|---|---|---|---|---|--|---|---|---|
| Ringmaat | 48 | 49 | 50 | 52 | 53 | 55 | 57 | 58 | 60 | 61 |
| |  |  |  |  |  |  |  |  |  |  |
| Omtrek | 15,3 mm | 15,6 mm | 15,9 mm | 16,6 mm | 16,9 mm | 17,5 mm | 18,1 mm | 18,5 mm | 19,1 mm | 19,4 mm |

| | | | | | | | | |
|----------|---|---|---|---|---|---|--|---|
| Ringmaat | 63 | 64 | 66 | 67 | 69 | 71 | 72 | 74 |
| |  |  |  |  |  |  |  |  |
| Omtrek | 20,1 mm | 20,4 mm | 21mm | 21,3 mm | 22 mm | 22,6 mm | 22,9 mm | 23,6 mm |